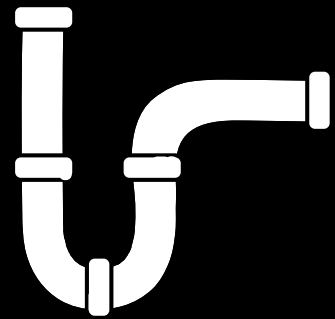
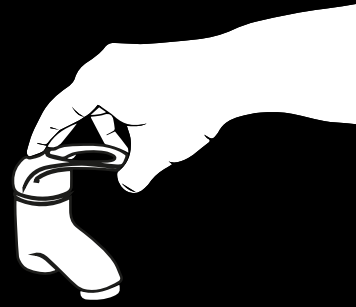



The Heartbeat Tap - *How to use it:*




Step 1: First, the device will be installed by one of our Heartbeat Tap professionals.



Step 2: Place your hand over the tap. The light sensor will recognise that your hand is there and fully turn on the device.



Step 3: Be sure to have your thumb placed on the heart sensor (heart icon above) when turning the tap on/off.



Step 4: Wait for your heartbeat reading to be sent to the website.



Step 5: Go to heartbeattap.co.uk and scroll to the 'results' section to view your heart beat reading.



Step 6: Enjoy easily monitoring your heart for a healthy life.